

INSTRUMENT CURRENT TRANSFORMER



2.1" x 3.1" Rectangular Window
Width 1.8"



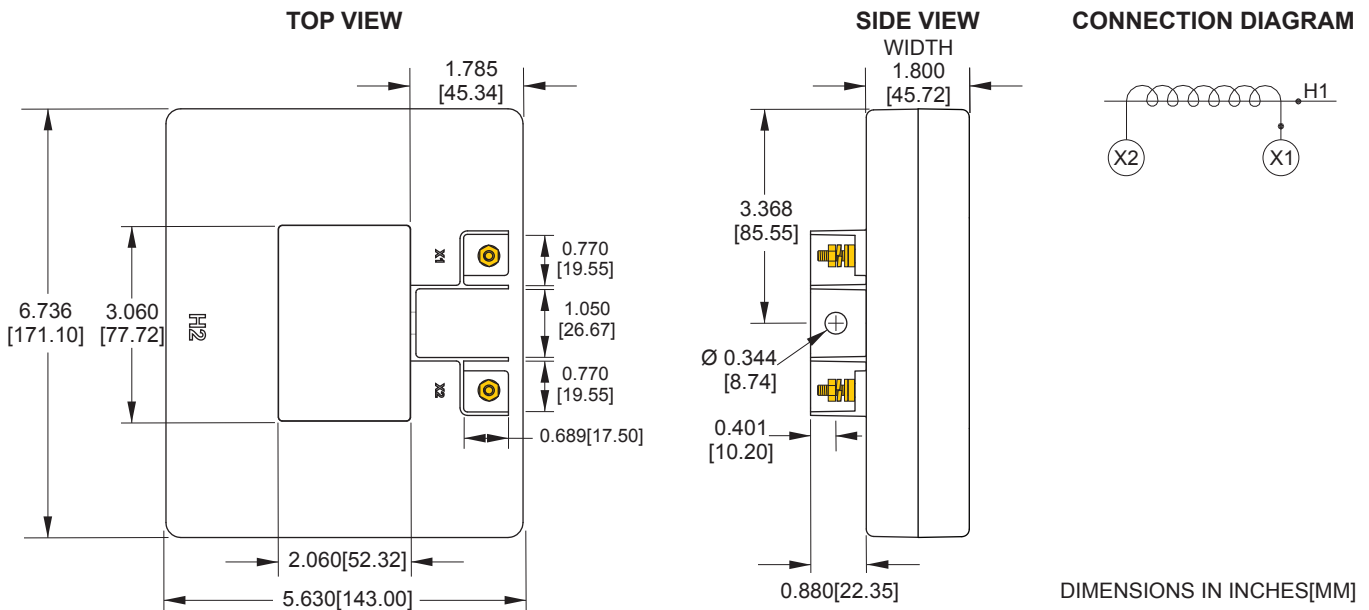
- Application - Metering
- Frequency 50 - 400 Hz
- AC capability 100 - 4000 A
- 1 and 2 Amperes Secondaries
- Insulation Class 0.6kV, 10kV BIL full wave
- Burden ratings and other ratios available
- Secondary terminals are brass screws No. 10-32 with one flatwasher, lockwasher & nut
- Approximate weight 3 lbs
- UL and cUL Certified per ANSI/IEEE C57.13 standard



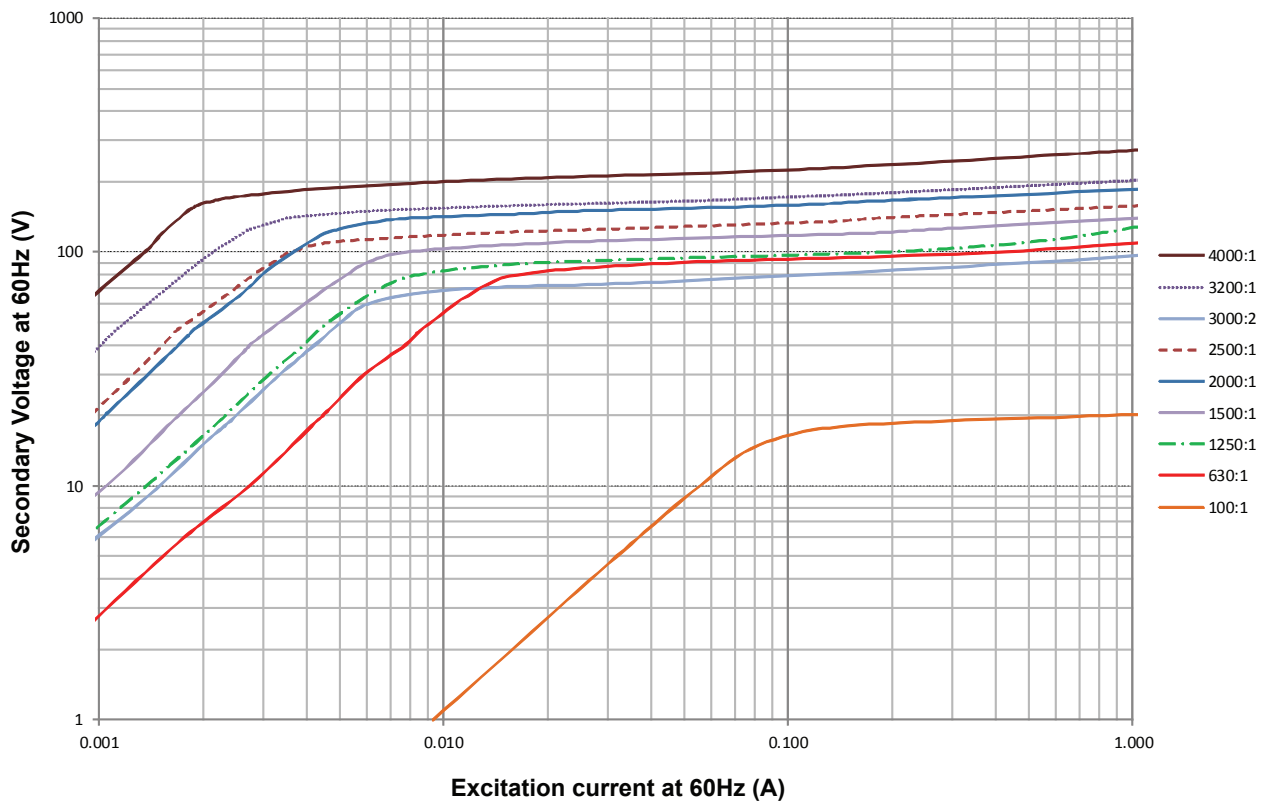
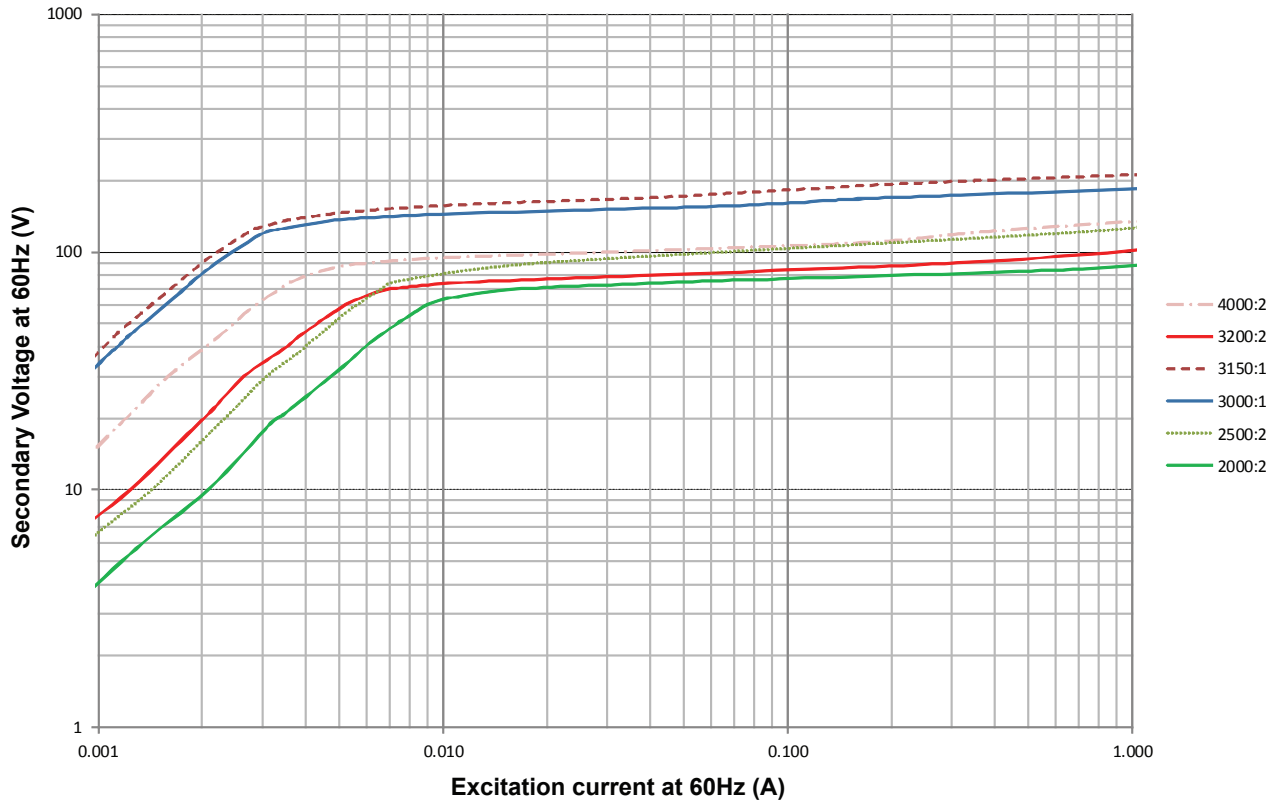
ELECTRICAL SPECIFICATIONS

CATALOG NUMBER	CURRENT RATIO (A)	ACCURACY	VA	SECONDARY WINDING RESISTANCE (OHMS @ 75C)	CURRENT RATING FACTOR @ 30C
ICRT6004	100:1	0.6	1.0	0.08	1.33
ICRT6005	200:1	0.6	1.0	0.17	1.33
ICRT6006	250:1	0.6	1.5	0.42	1.33
ICRT6017	300:1	0.6	1.5	0.52	1.33
ICRT6007	400:1	0.3	1.5	0.71	1.33
ICRT6008	600:1	0.3	2.0	1.36	1.33
ICRT6016	630:1	0.3	2.0	1.44	1.33
ICRT6001	800:1	0.3	3.0	1.62	1.33
ICRT6009	1000:1	0.3	4.0	2.41	1.33
ICRT6010	1200:1	0.3	5.0	4.48	1.33
ICRT6018	1250:1	0.3	5.0	3.02	1.33
ICRT6019	1500:1	0.3	7.5	4.53	1.33
ICRT6011	1600:1	0.3	7.5	5.69	1.33
ICRT6012	2000:1	0.3	10.0	7.45	1.33
ICRT6020	2000:2	0.3	4.0	1.56	1.33
ICRT6013	2500:1	0.3	12.0	6.47	1.0
ICRT6021	2500:2	0.3	5.0	1.64	1.0
ICRT6014	3000:1	0.3	15.0	6.40	1.0
ICRT6022	3000:2	0.3	7.5	2.04	1.0
ICRT6023	3150:1	0.3	15.0	8.25	1.0
ICRT6015	3200:1	0.3	15.0	8.35	1.0
ICRT6024	3200:2	0.3	2.5	2.19	1.0
ICRT6002	4000:1	0.3	15.0	10.56	1.0
ICRT6003	4000:2	0.3	10.0	2.70	1.0

MECHANICAL SPECIFICATIONS



Typical Excitation Curves



Typical Excitation Curves

