

INSTRUMENT CURRENT TRANSFORMER

6.50" Internal Diameter
Width 5.00"



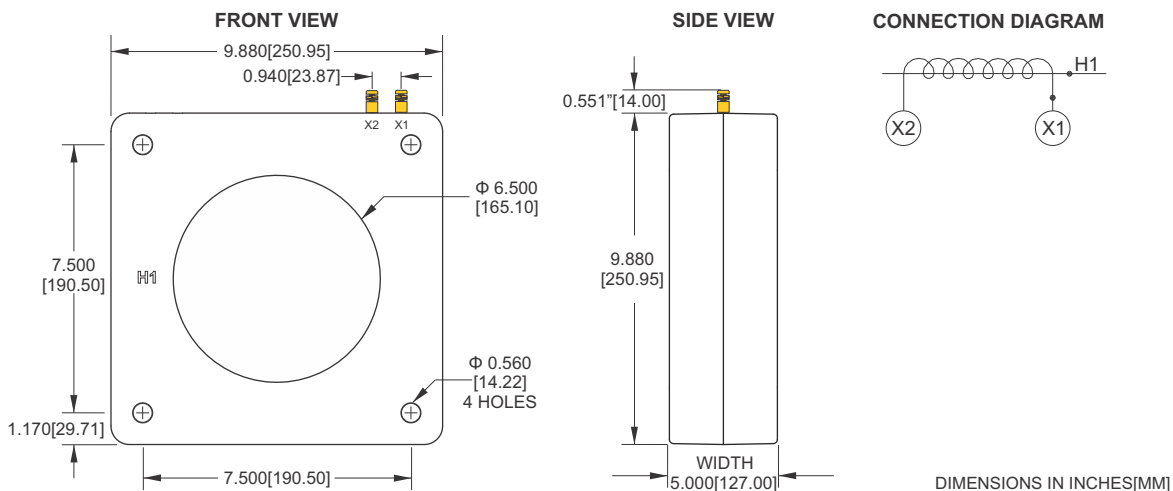
- Application - Relay and Metering
- Frequency 50 - 400hz
- AC capability 50 - 5000 Amperes
- Insulation Class 0.6kV, 10kV BIL full wave
- Secondary terminals are brass screws No. 10-32 with one flatwasher, lockwasher.
- Approximate weight 35 lbs
- UL and cUL Certified per ANSI/IEEE C57.13 standard



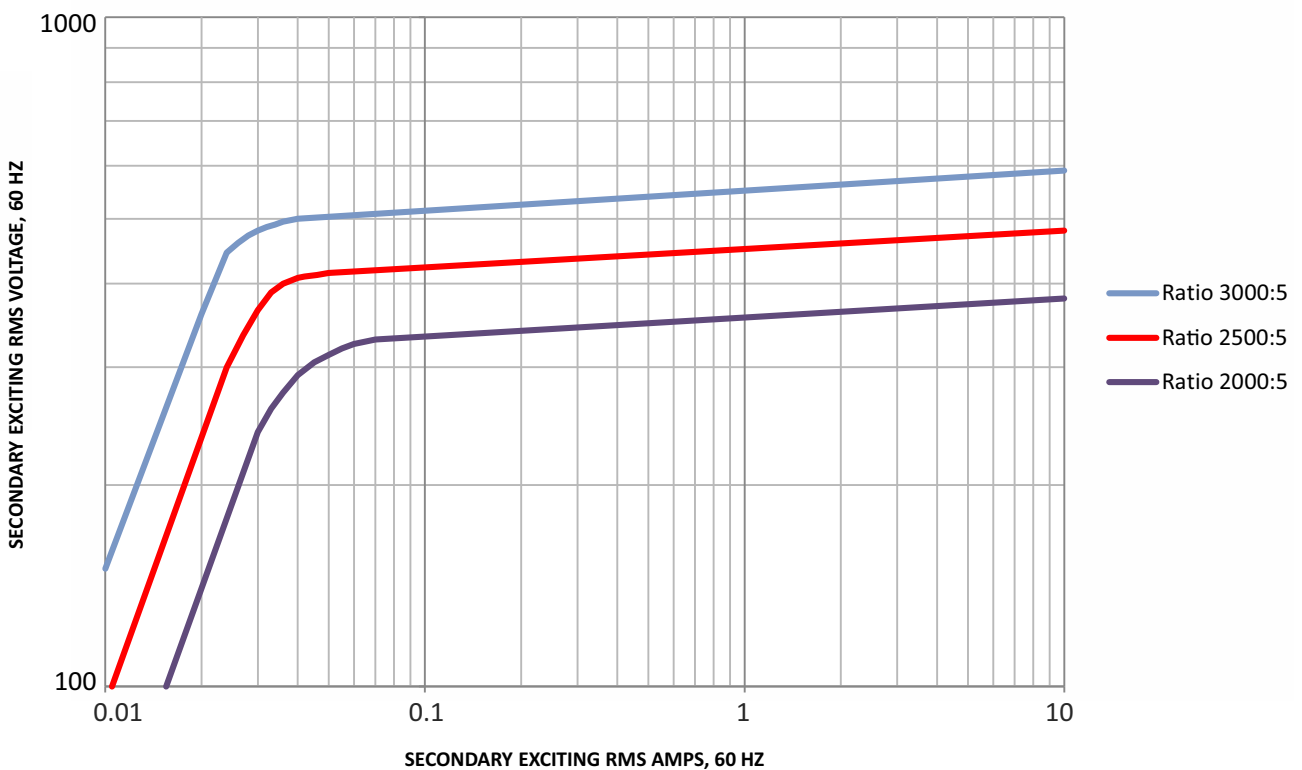
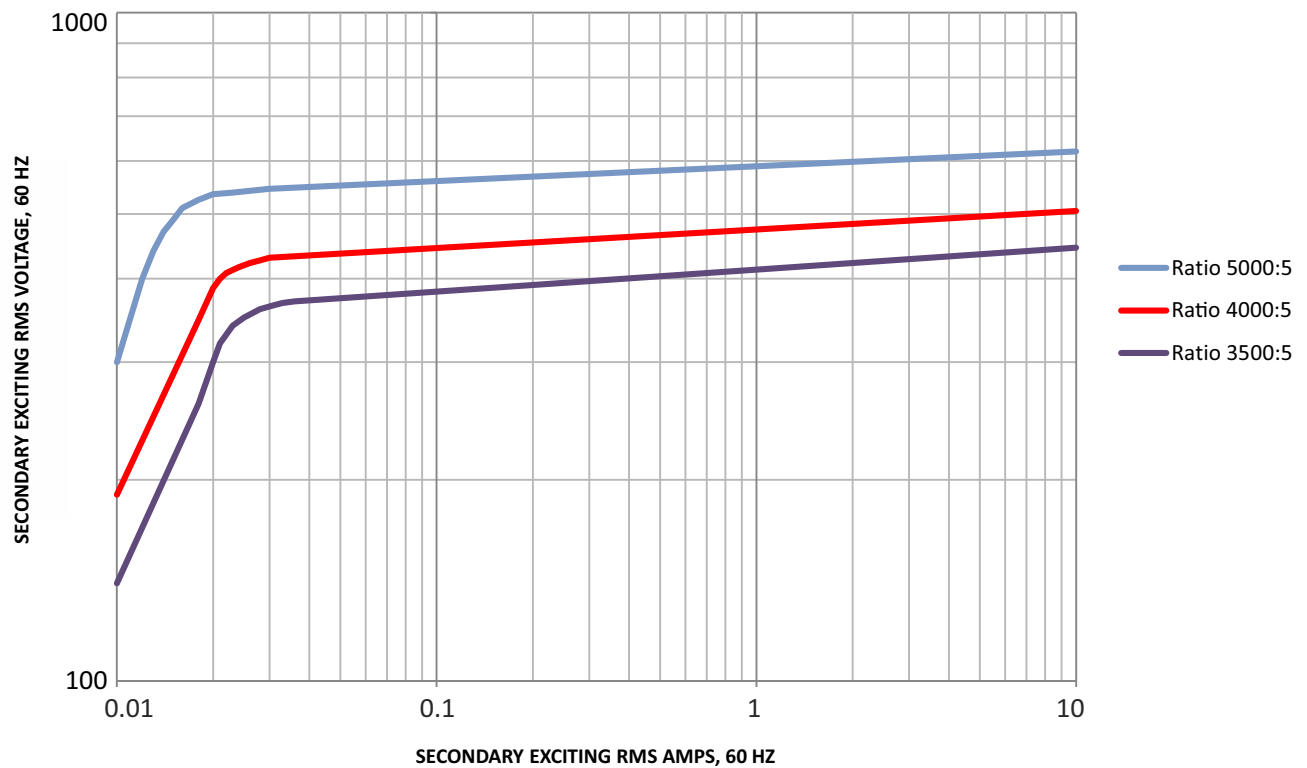
ELECTRICAL SPECIFICATIONS

CATALOG NUMBER	CURRENT RATIO (A)	RELAY CLASS	ANSI METERING CLASS AT 60HZ					SECONDARY WINDING RESISTANCE(OHMS @75C)	CURRENT RATING FACTOR @30C	CURRENT RATING FACTOR @55C
			B0.1	B0.2	B0.5	B0.9	B1.8			
ICT87014	50:5	C10	4.8					0.04	2.0	2.0
ICT87018	75:5	C10	2.4	4.8				0.08	2.0	2.0
ICT87010	100:5	C20	1.2	2.4	4.8	4.8		0.09	2.0	2.0
ICT87011	200:5	C20	0.6	0.6	1.2	2.4	2.4	0.17	2.0	2.0
ICT87016	300:5	C50	0.3	0.3	0.6	1.2	1.2	0.21	2.0	2.0
ICT87017	400:5	C50	0.3	0.3	0.3	0.6	1.2	0.24	2.0	2.0
ICT87009	600:5	C100	0.3	0.3	0.3	0.3	0.6	0.52	2.0	2.0
ICT87006	800:5	C100	0.3	0.3	0.3	0.3	0.3	0.51	2.0	2.0
ICT87015	1000:5	C200	0.3	0.3	0.3	0.3	0.3	1.01	1.5	1.5
ICT87001	1200:5	C200	0.3	0.3	0.3	0.3	0.3	1.21	1.5	1.33
ICT87002	1500:5	C200	0.3	0.3	0.3	0.3	0.3	0.95	1.5	1.0
ICT87003	1600:5	C200	0.3	0.3	0.3	0.3	0.3	1.28	1.5	1.0
ICT87007	2000:5	C200	0.3	0.3	0.3	0.3	0.3	1.13	1.5	1.0
ICT87012	2500:5	C200	0.15	0.15	0.15	0.15	0.15	1.15	1.5	1.0
ICT87008	3000:5	C400	0.15	0.15	0.15	0.15	0.15	1.38	1.33	1.0
ICT87013	3500:5	C200	0.15	0.15	0.15	0.15	0.15	1.84	1.0	1.0
ICT87004	4000:5	C200	0.15	0.15	0.15	0.15	0.15	2.10	1.0	0.80
ICT87005	5000:5	C400	0.15	0.15	0.15	0.15	0.15	2.20	1.0	0.80

MECHANICAL SPECIFICATIONS



Typical Excitation Curves



Typical Excitation Curves

