

INSTRUMENT CURRENT TRANSFORMER

6.5" Internal Diameter
Width 3.38"



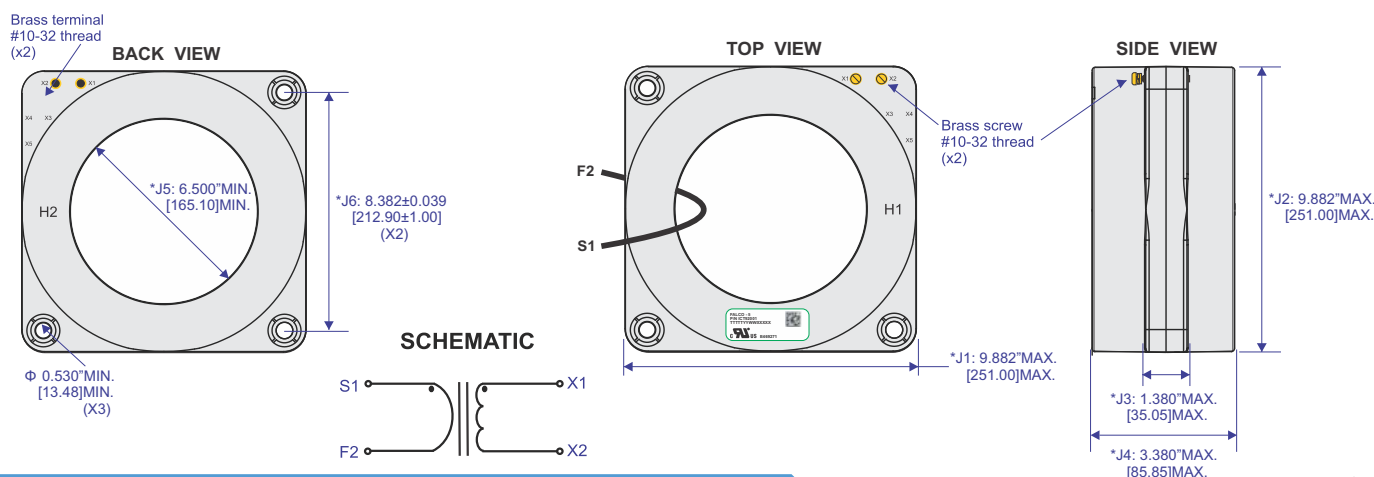
- Application - Switchgear Relay and Metering
- Frequency 50 - 400hz
- AC capability 75 - 4000 Amperes
- Insulation Class 0.6kV, 10kV BIL full wave
- Secondary terminals are brass screws No. 10-32 with one flatwasher, lockwasher, accessible from either side
- Approximate weight 23 lbs
- UL and cUL Certified per ANSI/IEEE C57.13 standard



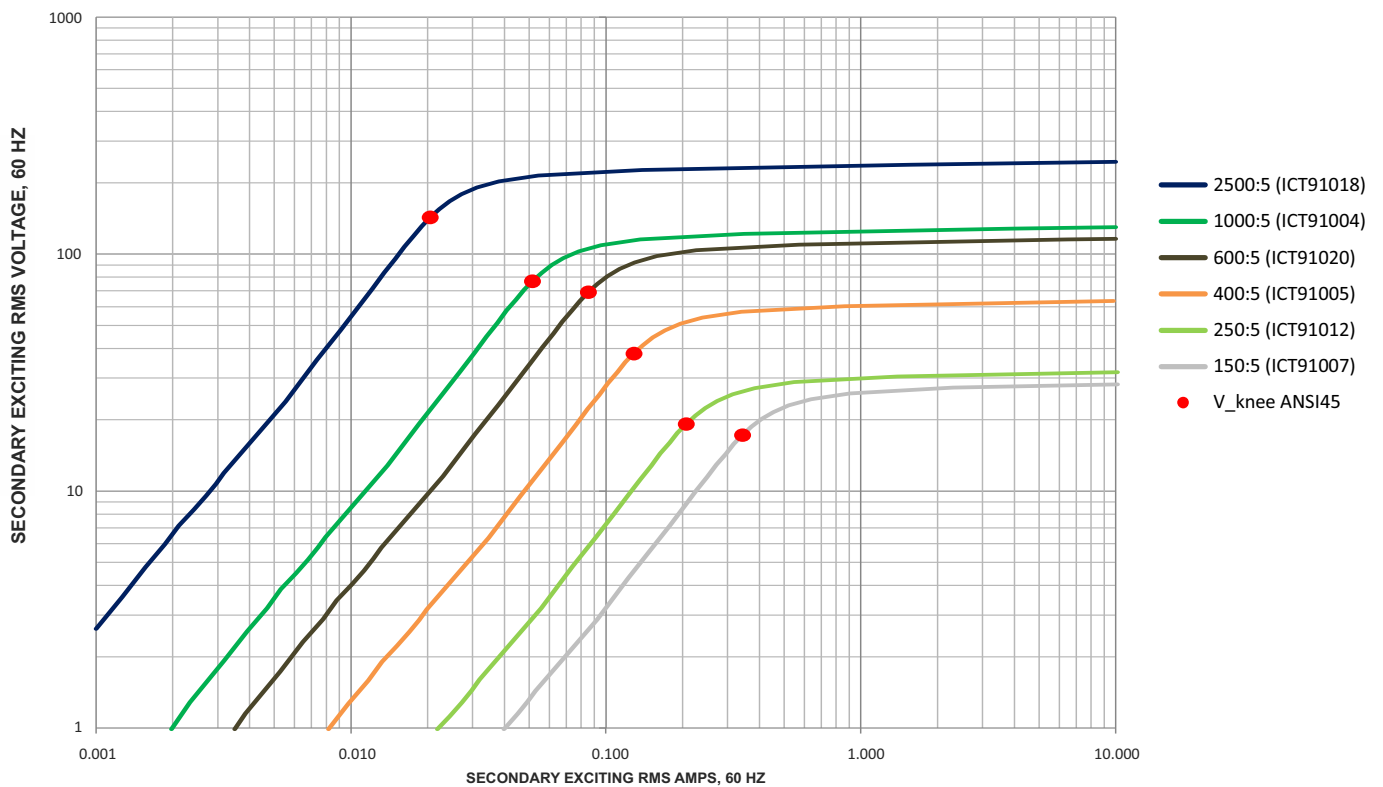
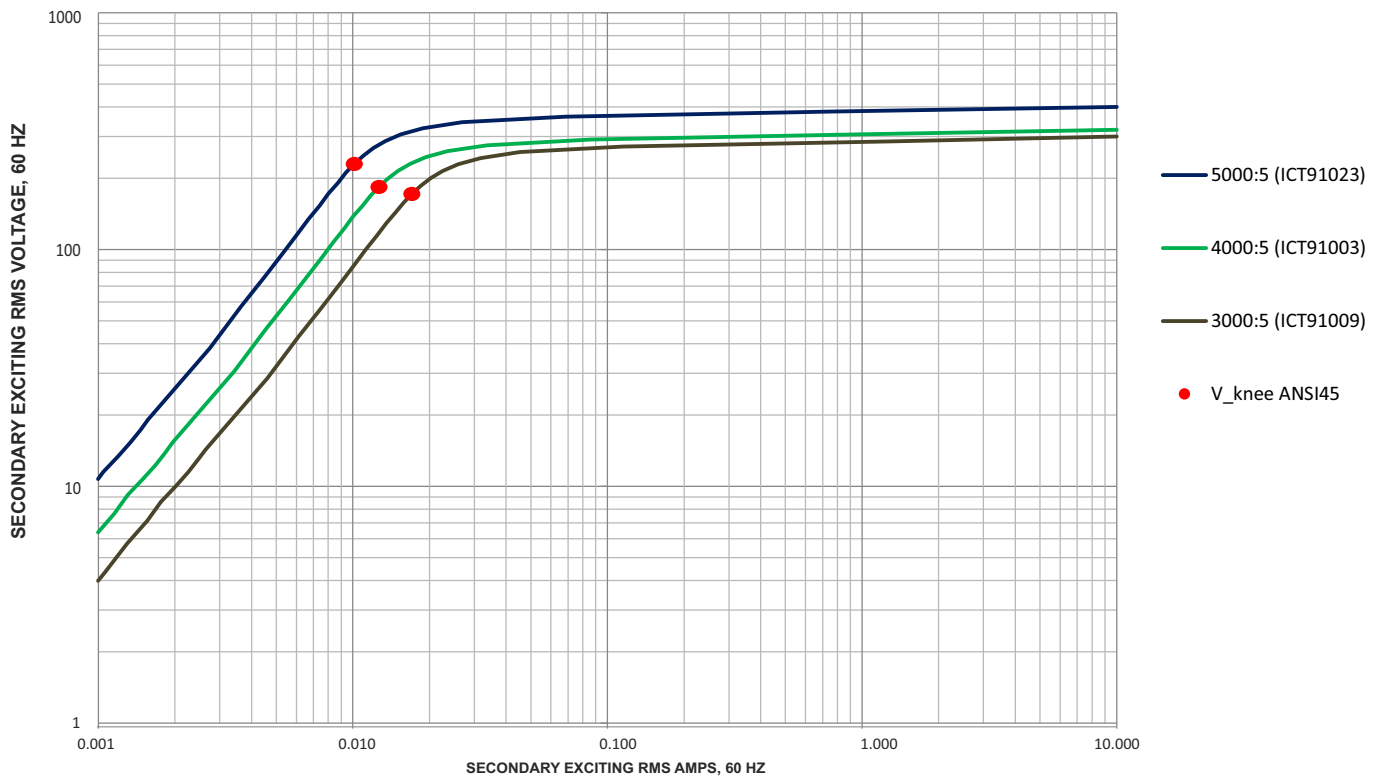
ELECTRICAL SPECIFICATIONS

CATALOG NUMBER	CURRENT RATIO (A)	RELAY CLASS	ANSI METERING CLASS AT 60HZ					SECONDARY WINDING RESISTANCE(OHMS @75C)	CURRENT RATING FACTOR @30C	CURRENT RATING FACTOR @55C
			B0.1	B0.2	B0.5	B0.9	B1.8			
ICT91022	50:5	-	4.8					0.03	2.0	1.5
ICT91010	75:5	C10	2.4	2.4				0.06	2.0	1.5
ICT91011	100:5	C10	1.2	2.4	4.8			0.05	2.0	1.5
ICT91007	150:5	C20	0.6	1.2	2.4	4.8	4.8	0.05	2.0	1.5
ICT91008	200:5	C20	0.6	0.6	1.2	2.4	4.8	0.05	2.0	1.5
ICT91012	250:5	C20	0.6	0.6	1.2	2.4	2.4	0.07	2.0	1.5
ICT91013	300:5	C20	0.3	0.6	1.2	2.4	2.4	0.06	2.0	1.5
ICT91005	400:5	C50	0.3	0.3	0.6	1.2	1.2	0.13	2.0	1.5
ICT91014	500:5	C50	0.3	0.3	0.3	0.6	0.6	0.14	2.0	1.5
ICT91020	600:5	C100	0.3	0.3	0.3	0.3	0.6	0.21	2.0	1.5
ICT91016	800:5	C100	0.3	0.3	0.3	0.3	0.6	0.27	2.0	1.5
ICT91004	1000:5	C100	0.3	0.3	0.3	0.3	0.3	0.30	2.0	1.5
ICT91021	1200:5	C200	0.3	0.3	0.3	0.3	0.3	0.42	2.0	1.5
ICT91017	1500:5	C200	0.3	0.3	0.3	0.3	0.3	0.62	2.0	1.33
ICT91026	1600:5	C200	0.3	0.3	0.3	0.3	0.3	0.67	1.5	1.33
ICT91006	2000:5	C200	0.3	0.3	0.3	0.3	0.3	0.61	2.0	1.5
ICT91018	2500:5	C200	0.3	0.3	0.3	0.3	0.3	0.68	1.5	1.33
ICT91009	3000:5	C200	0.3	0.3	0.3	0.3	0.3	1.04	1.5	1.33
ICT91024	3200:5	C200	0.3	0.3	0.3	0.3	0.3	1.10	1.5	1.33
ICT91025	3500:5	C200	0.3	0.3	0.3	0.3	0.3	0.91	1.5	1.33
ICT91003	4000:5	C200	0.3	0.3	0.3	0.3	0.3	1.30	1.0	0.75
ICT91023	5000:5	C200	0.3	0.3	0.3	0.3	0.3	1.36	1.0	0.75

MECHANICAL SPECIFICATIONS



Typical Excitation Curves



6.5" Internal Diameter
Width 3.38"

Typical Excitation Curves

