

7.0" Internal Diameter
Width 3.50"



- Application - Switchgear Relay and Metering
- Frequency 50 - 400 Hz
- AC capability 75 - 4000 Amperes
- Insulation Class 0.6kV, 10kV BIL full wave
- Other ratios available
- Secondary terminals are brass screws No. 10-32 with one flatwasher, lockwasher, accessible from either side
- Approximate weight 30 lbs
- UL and cUL Certified per ANSI/IEEE C57.13 standard



ELECTRICAL SPECIFICATIONS

CATALOG NUMBER	CURRENT RATIO (A)	RELAY CLASS	ANSI METERING ACCURACY CLASS AT 60HZ					TYPICAL SECONDARY RESISTANCE (OHMS @75C)	CURRENT RATING FACTOR @30C
			B0.1	B0.2	B0.5	B0.9	B2.0		
ICT96001	50:5	C5	4.8	4.8				0.016	2.0
ICT96009	75:5	C10	2.4	4.8				0.023	2.0
ICT96010	100:5	C15	2.4	4.8				0.031	2.0
ICT96003	150:5	C20	0.6	1.2	2.4			0.042	2.0
ICT96011	200:5	C25	0.6	1.2	1.2			0.067	2.0
ICT96012	250:5	C36	0.6	0.6	1.2	2.4		0.080	2.0
ICT96013	300:5	C40	0.6	0.6	1.2	1.2	2.4	0.100	2.0
ICT96006	400:5	C60	0.3	0.6	0.6	1.2	2.4	0.112	2.0
ICT96014	500:5	C75	0.3	0.3	0.3	0.6	1.2	0.165	2.0
ICT96007	600:5	C100	0.3	0.3	0.3	0.6	1.2	0.175	2.0
ICT96015	750:5	C100	0.3	0.3	0.3	0.6	0.6	0.280	2.0
ICT96016	800:5	C130	0.3	0.3	0.3	0.6	0.6	0.267	2.0
ICT96017	1000:5	C170	0.3	0.3	0.3	0.3	0.3	0.320	2.0
ICT96008	1200:5	C200	0.3	0.3	0.3	0.3	0.3	0.400	2.0
ICT96018	1500:5	C200	0.3	0.3	0.3	0.3	0.3	0.580	2.0
ICT96019	1600:5	C180	0.3	0.3	0.3	0.3	0.3	0.460	2.0
ICT96004	2000:5	C210	0.3	0.3	0.3	0.3	0.3	0.540	2.0
ICT96020	2500:5	C300	0.3	0.3	0.3	0.3	0.3	0.730	2.0
ICT96005	3000:5	C240	0.3	0.3	0.3	0.3	0.3	1.100	1.3
ICT96021	3500:5	C200	0.3	0.3	0.3	0.3	0.3	0.760	1.3
ICT96002	4000:5	C230	0.3	0.3	0.3	0.3	0.3	0.940	1.3
ICT96022	5000:5	C300	0.3	0.3	0.3	0.3	0.3	1.250	1.0

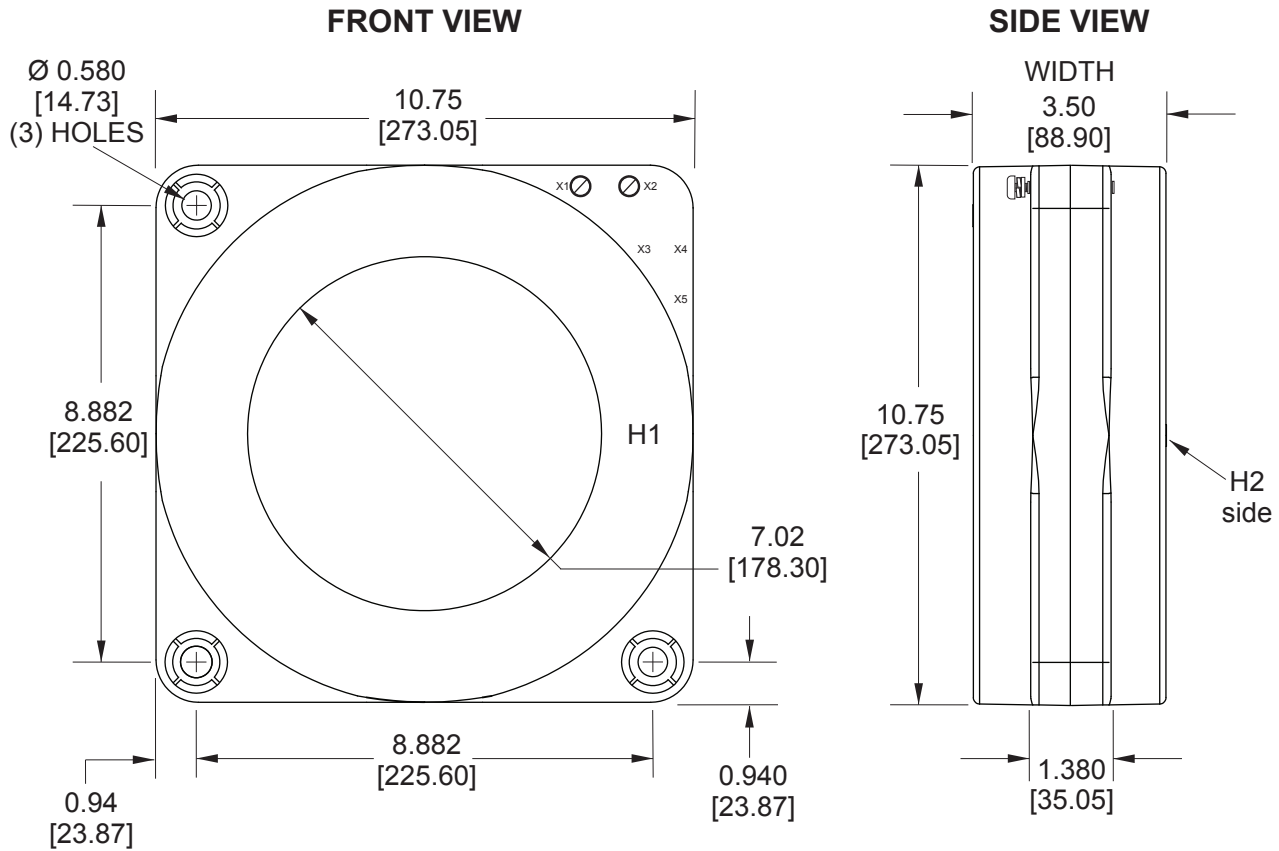
CATALOG NUMBER	CURRENT RATIO (A)	RELAY CLASS	ANSI METERING ACCURACY CLASS AT 60HZ					TYPICAL SECONDARY RESISTANCE (OHMS @75C)	CURRENT RATING FACTOR @30C
			B0.1	B0.2	B0.5	B0.9	B2.0		
ICT96023	250:1	C210	0.6	0.6	1.2	2.4	4.8	0.900	3.0
ICT96024	1200:1	C640	0.3	0.3	0.3	0.3	0.3	6.200	2.0
ICT96025	2500:1	C800	0.3	0.3	0.3	0.3	0.3	10.660	1.0

INSTRUMENT CURRENT TRANSFORMER

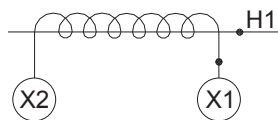
7.0" Internal Diameter
Width 3.50"



MECHANICAL SPECIFICATIONS



CONNECTION DIAGRAM

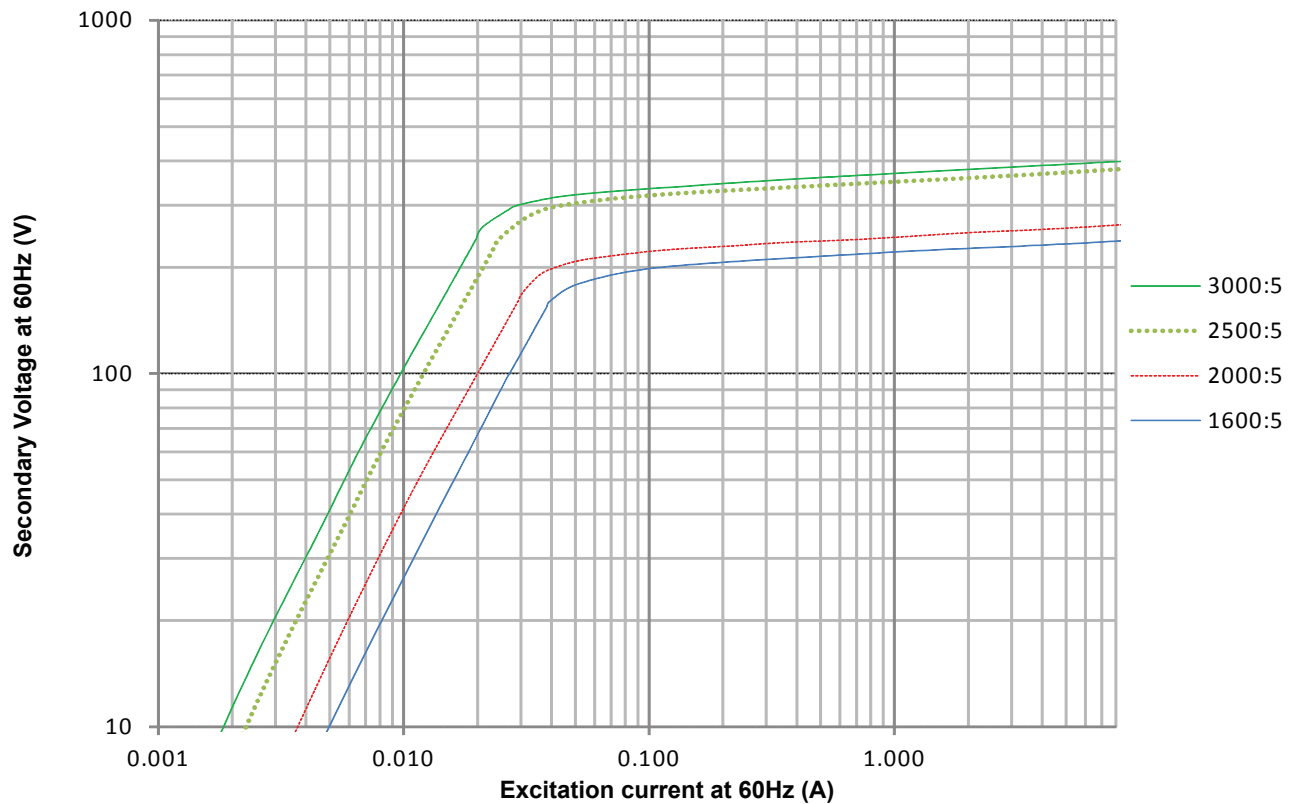
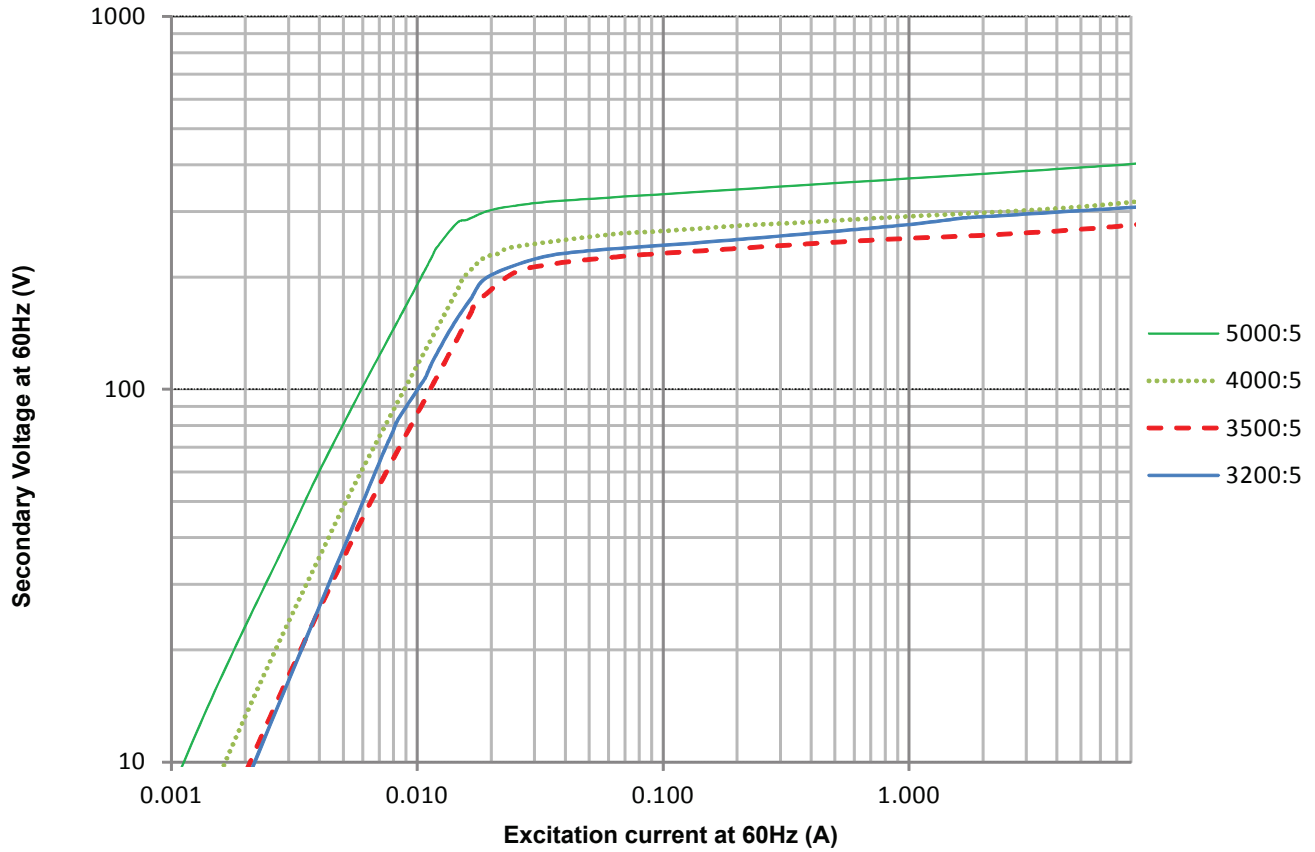


DIMENSIONS IN INCHES[MM]

7.0" Internal Diameter
Width 3.50"



Typical Excitation Curves



7.0" Internal Diameter
Width 3.50"



Typical Excitation Curves

