

7.0" Internal Diameter
Width 7.0"



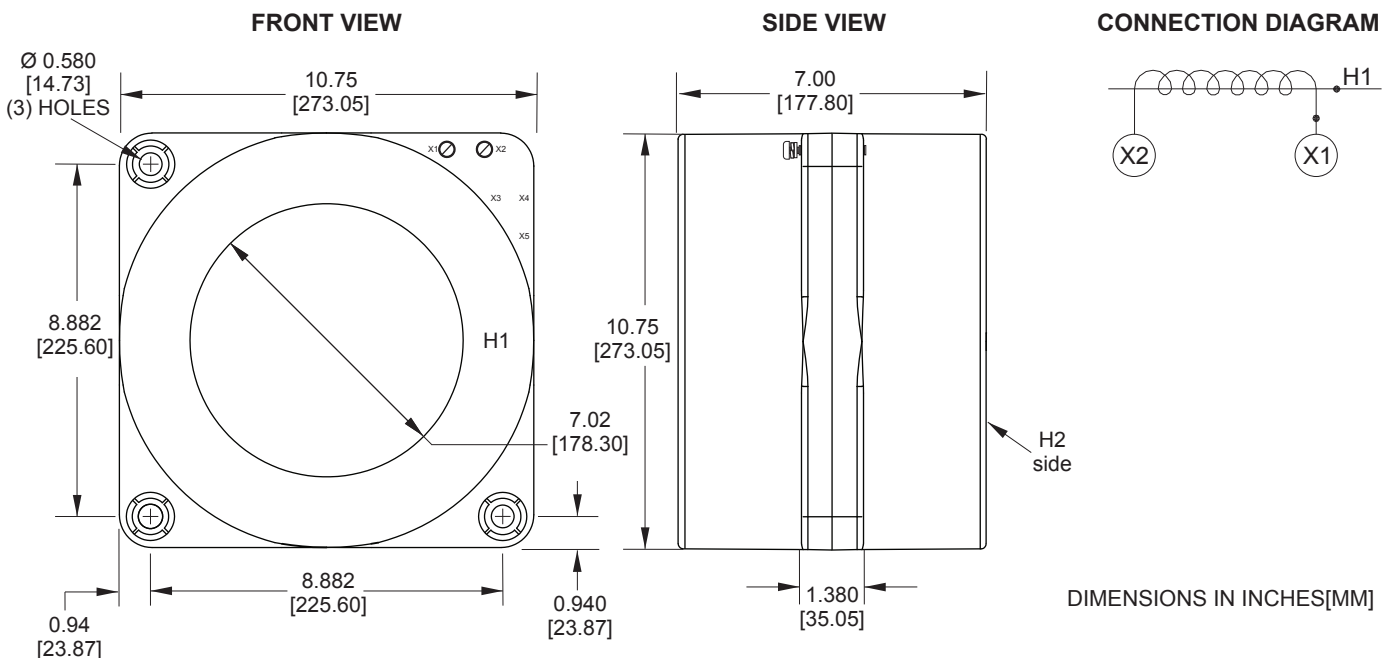
- Application - Relay and Metering
- Frequency 50 - 400 Hz
- AC capability 600 - 4000 Amperes
- Insulation Class 0.6kV, 10kV BIL full wave
- Excitation curves upon request
- Secondary terminals are brass screws No. 10-32 with one flatwasher, lockwasher, accessible from either side
- Approximate weight 52 lbs
- UL and cUL Certified per ANSI/IEEE C57.13 standard

C US E469271

ELECTRICAL SPECIFICATIONS

CATALOG NUMBER	CURRENT RATIO (A)	RELAY CLASS	ANSI METERING ACCURACY CLASS AT 60HZ					TYPICAL SECONDARY RESISTANCE (OHMS @ 75C)	CURRENT RATING FACTOR @ 30C
			B0.1	B0.2	B0.5	B0.9	B2.0		
ICT98007	50:5	C10	4.8	4.8				0.016	2.0
ICT98008	75:5	C20	2.4	2.4	4.8			0.023	2.0
ICT98009	100:5	C30	1.2	2.4	2.4	4.8		0.031	2.0
ICT98005	150:5	C40	0.6	1.2	1.2	2.4	4.8	0.042	2.0
ICT98010	200:5	C60	0.6	0.6	1.2	1.2	2.4	0.067	2.0
ICT98011	250:5	C80	0.3	0.6	0.6	1.2	2.4	0.080	2.0
ICT98001	300:5	C110	0.3	0.3	0.6	0.6	1.2	0.100	2.0
ICT98012	400:5	C130	0.3	0.3	0.3	0.6	0.6	0.112	2.0
ICT98013	500:5	C160	0.3	0.3	0.3	0.3	0.6	0.165	2.0
ICT98004	600:5	C210	0.3	0.3	0.3	0.3	0.3	0.175	2.0
ICT98014	700:5	C250	0.3	0.3	0.3	0.3	0.3	0.280	2.0
ICT98002	800:5	C270	0.3	0.3	0.3	0.3	0.3	0.267	2.0
ICT98015	1000:5	C340	0.3	0.3	0.3	0.3	0.3	0.320	2.0
ICT98003	1200:5	C425	0.3	0.3	0.3	0.3	0.3	0.400	2.0
ICT98016	1600:5	C400	0.3	0.3	0.3	0.3	0.3	0.580	2.0
ICT98006	2000:5	C460	0.3	0.3	0.3	0.3	0.3	0.540	2.0
ICT98017	2500:5	C580	0.3	0.3	0.3	0.3	0.3	0.730	2.0
ICT98018	3000:5	C660	0.3	0.3	0.3	0.3	0.3	1.100	1.3
ICT98019	4000:5	C460	0.3	0.3	0.3	0.3	0.3	0.940	1.3

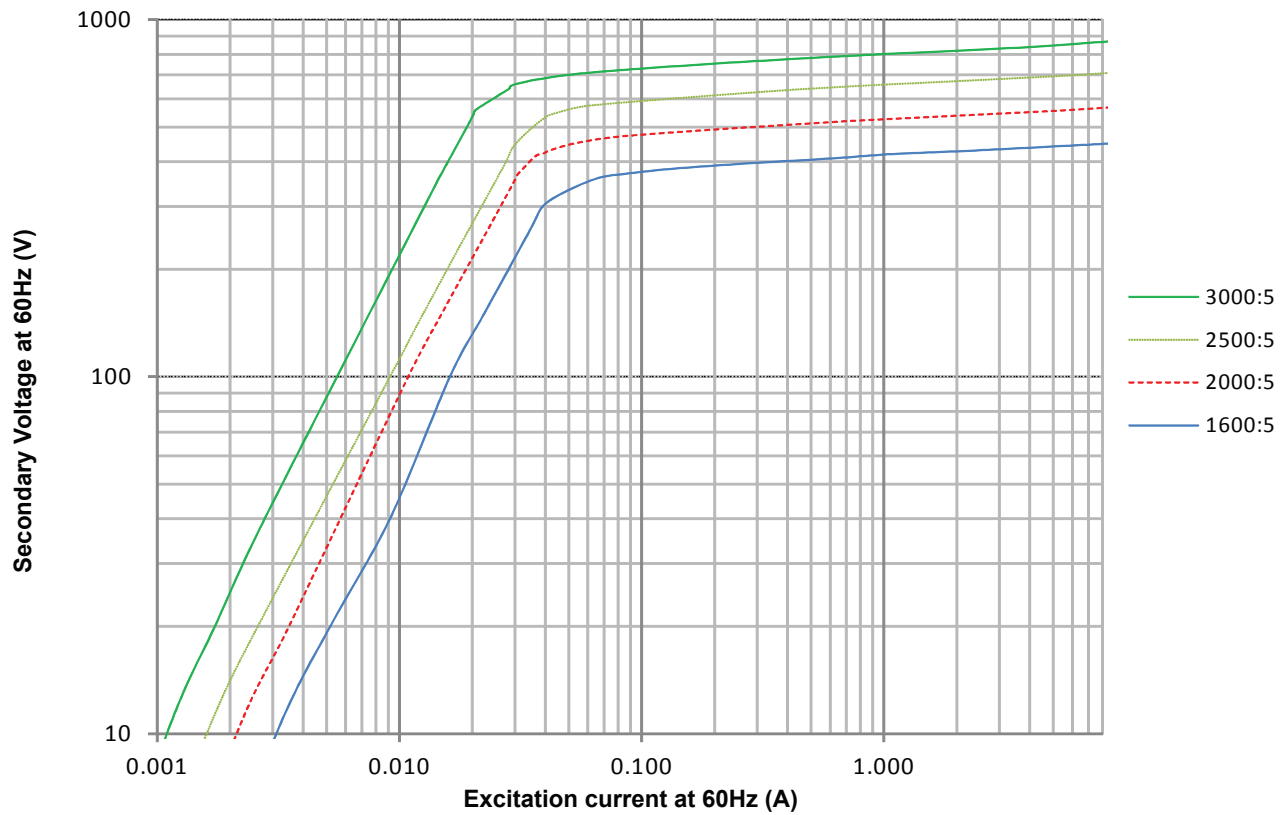
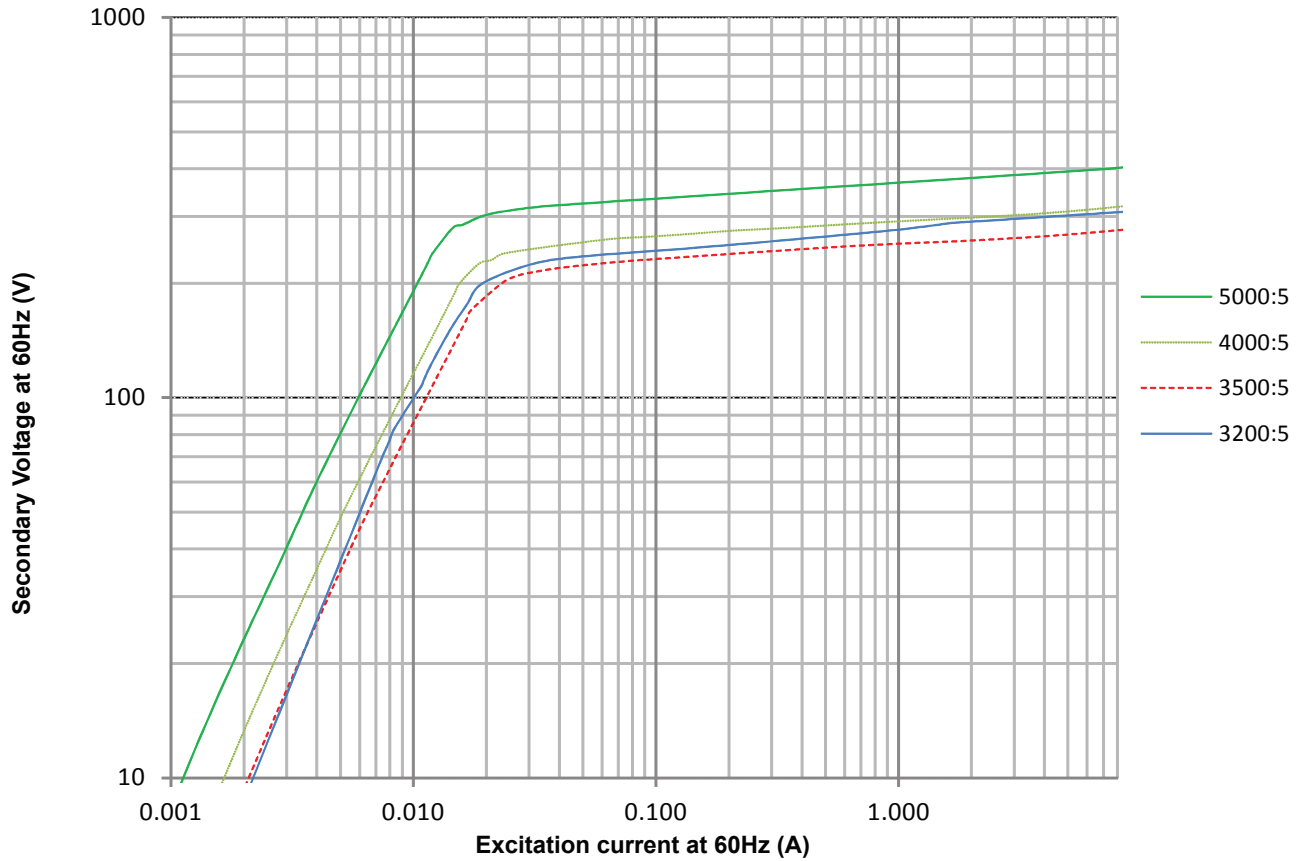
MECHANICAL SPECIFICATIONS



7.0" Internal Diameter
Width 7.0"



Typical Excitation Curves



7.0" Internal Diameter
Width 7.0"



Typical Excitation Curves

