

Power Inductors Shielded-SMT Square 12 x 12 mm

POWER INDUCTORS

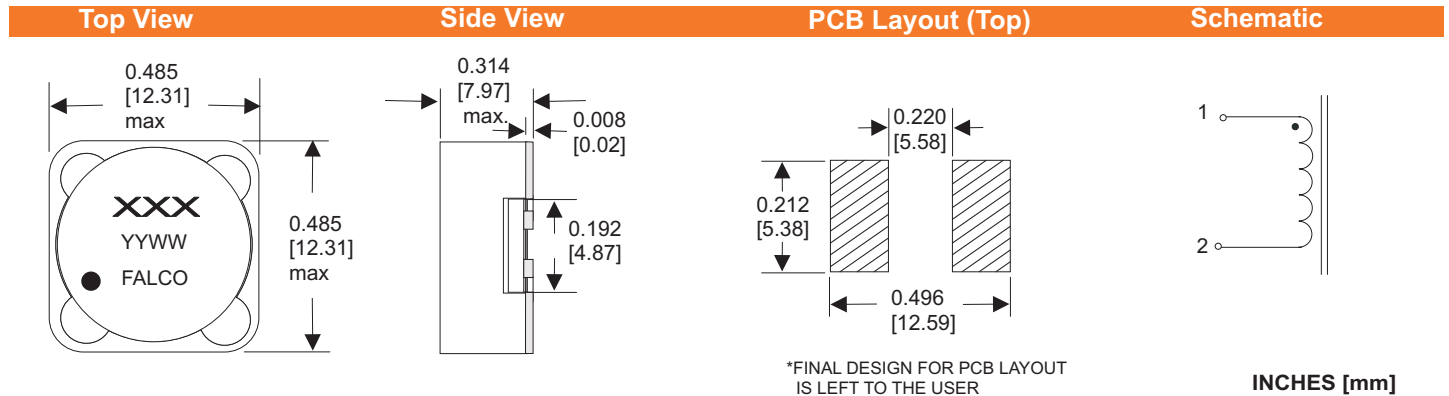
(SDQIE1007 Series)



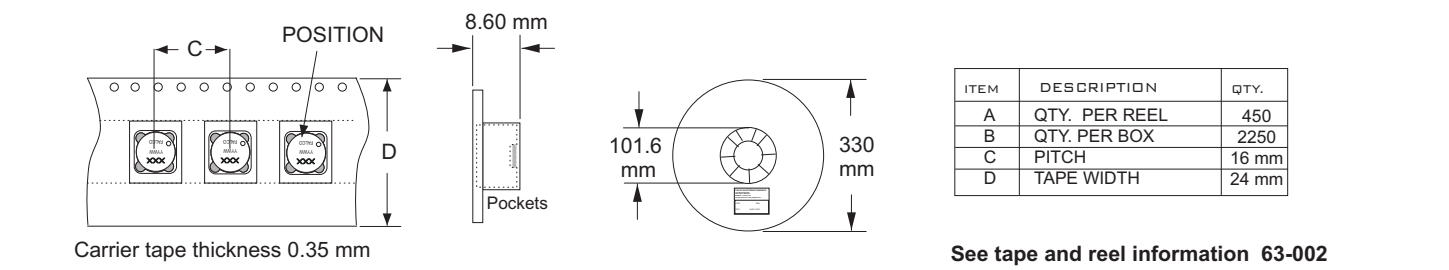
MAX. DIM :
L = 12.31 mm
W = 12.31 mm
H = 7.97 mm

- Used in high frequency DC/DC converters.
- Magnetically shielded for low EMI radiation.
- Medium current capacity.
- Low DC resistance.
- Inductance range from 470 nH to 1.0 mH.
- Energy storage limit of 250 μ J.
- Tape & Reel : 450 pcs/Reel, 5 Reels/Box.

MECHANICAL SPECIFICATIONS



Packaging Information



ELECTRICAL SPECIFICATIONS

FALCO PART NUMBER	RoHS PART NUMBER	OCL(μ H) ¹ $\pm 20\%$	DCR (Ω Max)	I rating ² (Amp)	I sat ³ (Amp)
SD1209	SD1241	0.47	0.0030	23.5	26.4
SD1203	SD1242	0.75	0.0042	19.8	21.0
SD1207	SDL207	*1.5	0.0059	14.6	15.3
SD1210		2.2	0.0070	12.3	13.0
SD1208		3.3	0.0079	10.1	10.4
SD1201	SD12L1	4.7	0.0095	8.3	8.6
SD1211		5.2	0.0113	8.0	8.0
SD1237	SDL237	7.3	0.0141	7.3	9.4
SD1202	SD12L2	10	0.0201	6.40	6.40
SD1212		12	0.0232	5.60	5.75
SD1213		15	0.0319	4.98	5.16
SD1214		18	0.0356	4.16	4.72
SD1215	SD12L5	22	0.0410	3.98	4.30
SD1216		27	0.0529	3.75	3.90
SD1217	SDL217	33	0.0594	3.40	3.50
SD1218		39	0.0648	3.20	3.21

Continue on next page...

Continuation...

ELECTRICAL SPECIFICATIONS

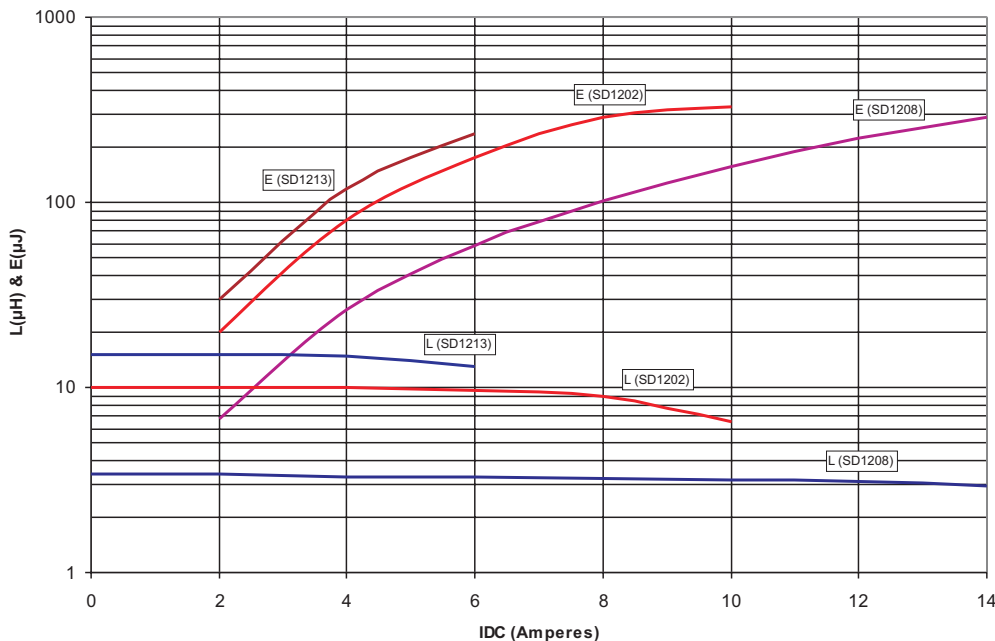
FALCO PART NUMBER	RoHS PART NUMBER	OCL(μH) ¹ $\pm 20\%$	DCR (Ω Max)	I rating ² (Amp)	I sat ³ (Amp)
SD1219	SD12L9	47	0.0900	3.00	3.00
SD1220		56	0.1150	2.66	2.70
SD1221	SDL221	68	0.1340	2.35	2.42
SD1222		82	0.1460	2.00	2.20
SD1204	SDL204	100	0.1560	1.96	2.00
SD1223		120	0.2210	1.80	1.84
SD1205	SDL205	150	0.2460	1.55	1.62
SD1224		180	0.3240	1.50	1.50
	SD1206	220	0.3670	1.30	1.35
SD1225		270	0.4250	1.20	1.20
SD1226		330	0.5600	1.00	1.10
SD1227		390	0.7610	0.95	1.05
SD1228		470	0.8550	0.92	0.93
SD1229		560	0.9360	0.80	0.85
SD1230		680	1.2960	0.70	0.76
SD1231		820	1.4040	0.63	0.70
SD1232		1000	1.6200	0.59	0.63

* TOLERANCE $\pm 30\%$



RoHS COMPLIANT PRODUCT

Inductance & Energy vs Current



1. Inductance tested at 100 KHz 0.25 V (range 0.47 μH to 10 μH)
inductance tested at 10 KHz 0.25 V (range 12 μH to 1.0 mH)
2. Temperature rise is 40°C at rated current.
3. Inductance drop 10% typ at Isat.
4. Operating Temp. range -40°C to +85°C.
5. OCL and DCR tested at Ta= 25°C.